

Redlands Christian School

2009 Parent Survey

Summary of Results

Administered by:
RCS Education Committee

Committee Chair:
Art Tolsma

Document created by:
Robert Cardenas

Document Date:
June 5, 2009

RCS 2009 Parent Survey Overview

Introduction

The purpose of this document is to provide you with an overview of the survey development and process, and a summary of the survey results.

Survey Purpose

The survey was conducted to support the RCS Administration and School Board in its continuous effort to provide an excellent Christian education, and to serve the students and community of RCS. Gathering your thoughts and feedback to enhance the school fulfills the RCS Mission Statement: *Christ-centered excellence in education, partnering with church and home to advance God's kingdom.*

Who Developed the Survey?

This survey was created by a group of parents, teachers, and school administration working together on the RCS Education Committee. The previous Parent Survey was done during the 2004-2005 school year and for consistency purposes the committee developed this survey with many of the same or similar questions.

What is Done with the Information?

In addition to administering the survey, the committee compiles the survey results and provides the results to the school Administration Team. The Administration Team conducts a thorough review of the survey results and written comments. A plan of action is developed and put in place as part of the school's on-going Accreditation process. These plans are shared with the staff, faculty and Board of Trustees of RCS. Parents will also be kept informed about any plans and changes resulting from the survey results via the schools various publications and web-site.

Where are the Open-ended Comments?

Those that completed the survey contributed an abundance of open-ended comments. In all there were 47 pages of valuable responses to the various open comment questions. Due to the personal nature of the responses and to maintain surveyor's anonymity, the RCS Education Committee is not making the open-ended comments publicly available

Questions

Please contact Art Tolsma at atolsma@luminex.com or Ray Leenstra at rleenstra@redlandschristianschool.org for questions related to the survey.

How do I Read the Survey?

The following table will provide you with a description of the various parts of the survey.

Note: Though the question types vary, each question other than open comment questions contains the following information.






Example

4. The following spiritual and social items are integrated into the curriculum.								4
1		2	I strongly agree	I agree	I neither agree or disagree	I disagree	I strongly disagree	Response Count
3	Biblical truths		59.9% (109)	36.8% (67)	2.2% (4)	1.1% (2)	0.0% (0)	182
	Prayer		61.0% (111)	35.2% (64)	1.6% (3)	2.2% (4)	0.0% (0)	182
	Community service and outreach		54.4% (99)	39.0% (71)	4.4% (8)	1.6% (3)	0.5% (1)	182
		5					6 answered question	182
							7 skipped question	6






Field	Description
1	Question number and question asked.
2	Selected rating scale responses for each question.
3	Item(s) being rated for each question.
4	The response count provides the number of surveyors that answered each item being rated.
5	The number of surveyors and percentage of overall raters that selected a specific rating for each item.
6	Overall surveyors that completed the question.
7	Number of surveyors that skipped or did not finish answering the question.

RCS Parent Survey 2009

1. Please list by grade level the number of students you have enrolled at RCS for the 2008-09 school year.				
Number of students				
	1	2	3	Response Count
1st Grade	90.5% (38)	4.8% (2)	4.8% (2)	42
2nd Grade	95.7% (22)	0.0% (0)	4.3% (1)	23
3rd Grade	100.0% (24)	0.0% (0)	0.0% (0)	24
4th Grade	93.9% (31)	6.1% (2)	0.0% (0)	33
5th Grade	96.8% (30)	3.2% (1)	0.0% (0)	31
6th Grade	95.0% (38)	5.0% (2)	0.0% (0)	40
7th Grade	97.2% (35)	2.8% (1)	0.0% (0)	36
8th Grade	95.2% (40)	0.0% (0)	4.8% (2)	42
	<i>answered question</i>			188
	<i>skipped question</i>			0

2. I have had children at RCS or been part of the RCS community for...				
		Response Percent	Response Count	
1 year.		10.1%	19	
2 years.		11.2%	21	
3-5 years.		30.9%	58	
6-9 years.		23.4%	44	
over 9 years.		24.5%	46	
	<i>answered question</i>			188
	<i>skipped question</i>			0






3. The spiritual needs of my child (children) are met at RCS.

		Response Percent	Response Count
I strongly agree		44.5%	81
I agree		47.3%	86
I neither agree or disagree		3.3%	6
I disagree		4.4%	8
I strongly disagree		0.5%	1
		answered question	182
		skipped question	6

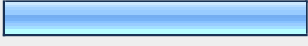




4. The following spiritual and social items are integrated into the curriculum.






	I strongly agree	I agree	I neither agree or disagree	I disagree	I strongly disagree	Response Count	
Biblical truths	59.9% (109)	36.8% (67)	2.2% (4)	1.1% (2)	0.0% (0)	182	
Prayer	61.0% (111)	35.2% (64)	1.6% (3)	2.2% (4)	0.0% (0)	182	
Community service and outreach	54.4% (99)	39.0% (71)	4.4% (8)	1.6% (3)	0.5% (1)	182	
						answered question	182
						skipped question	6

5. Chapel, small groups, and other spiritual activities are significant at RCS.

		Response Percent	Response Count
I strongly agree		58.8%	107
I agree		36.3%	66
I neither agree or disagree		2.7%	5
I disagree		1.6%	3
I strongly disagree		0.5%	1
		answered question	182
		skipped question	6





6. The time spent on school activities is balanced and does not interfere with the time spent for our family and church activities.

		Response Percent	Response Count
I strongly agree		33.1%	59
I agree		45.5%	81
I neither agree or disagree		10.7%	19
I disagree		10.1%	18
I strongly disagree		0.6%	1
		answered question	178
		skipped question	10

7. The overall spiritual and social emphasis at RCS meet my expectations.			Response Percent	Response Count
I strongly agree			42.7%	76
I agree			46.6%	83
I neither agree or disagree			4.5%	8
I disagree			5.6%	10
I strongly disagree			0.6%	1
			answered question	178
			skipped question	10





8. Please share how you view spiritual and social activities at RCS or use the space below to add additional comments.		Response Count
		65
		answered question
		65
		skipped question
		123

9. At RCS, my child receives...						
	I strongly agree	I agree	I neither agree or disagree	I disagree	I strongly disagree	Response Count
a quality education.	47.7% (82)	46.5% (80)	3.5% (6)	2.3% (4)	0.0% (0)	172
individual attention from his/her teacher.	44.2% (76)	42.4% (73)	5.2% (9)	5.8% (10)	2.3% (4)	172
						answered question
						172
						skipped question
						16





10. The amount of homework my child receives is...			Response Percent	Response Count
far too much.			2.3%	4
too much.			20.3%	35
just enough.			73.3%	126
too little			4.1%	7
far too little.			0.0%	0
If you have indicated there is an issue, please specify what subject(s).				48
answered question				172
skipped question				16

11. I am satisfied with the instruction my child receives in:						
	I strongly agree	I agree	I neither agree or disagree	I disagree	I strongly disagree	Response Count
Math	42.4% (73)	45.3% (78)	5.2% (9)	4.7% (8)	2.3% (4)	172
Language Arts	39.0% (67)	50.0% (86)	4.7% (8)	5.2% (9)	1.2% (2)	172
Writing	39.0% (67)	47.1% (81)	5.8% (10)	6.4% (11)	1.7% (3)	172
Physical Education	46.5% (80)	47.1% (81)	5.2% (9)	1.2% (2)	0.0% (0)	172
Bible	49.4% (85)	45.3% (78)	3.5% (6)	1.7% (3)	0.0% (0)	172
Science	46.5% (80)	47.1% (81)	5.2% (9)	1.2% (2)	0.0% (0)	172
Social Studies	45.3% (78)	50.0% (86)	4.7% (8)	0.0% (0)	0.0% (0)	172
Fine Arts (music, band, art)	50.6% (87)	42.4% (73)	4.7% (8)	2.3% (4)	0.0% (0)	172
Using Technology	39.5% (68)	43.0% (74)	12.2% (21)	4.1% (7)	1.2% (2)	172
answered question						172
skipped question						16






12. Teachers at RCS consistently hold students to high achievement standards.

		Response Percent	Response Count
I strongly agree		28.7%	49
I agree		56.7%	97
I neither agree or disagree		10.5%	18
I disagree		4.1%	7
I strongly disagree		0.0%	0
		<i>answered question</i>	171
		<i>skipped question</i>	17

13. Teachers at RCS demonstrate spiritual maturity and commitment.

		Response Percent	Response Count
I strongly agree		43.9%	75
I agree		45.6%	78
I neither agree or disagree		7.6%	13
I disagree		2.9%	5
I strongly disagree		0.0%	0
		<i>answered question</i>	171
		<i>skipped question</i>	17

14. Athletic and after school sports programs are given proper emphasis.





		Response Percent	Response Count
I strongly agree		28.7%	49
I agree		50.9%	87
I disagree		4.1%	7
I strongly disagree		0.6%	1
N/A		15.8%	27
answered question			171
skipped question			17






15. School policies are appropriate and consistently enforced concerning the following:






	I strongly agree	I agree	I neither agree or disagree	I disagree	I strongly disagree	Response Count
Discipline	31.8% (54)	48.8% (83)	10.0% (17)	7.6% (13)	1.8% (3)	170
Harassment or lack of respect	24.1% (41)	50.0% (85)	13.5% (23)	8.8% (15)	3.5% (6)	170
Dress code	23.5% (40)	40.6% (69)	12.9% (22)	18.2% (31)	4.7% (8)	170
answered question						170
skipped question						18





16. In the Learning Center programs, the...						
	I strongly agree	I agree	I disagree	I strongly disagree	N/A	Response Count
Opportunity Center is helpful for my child.	22.4% (38)	15.3% (26)	1.2% (2)	0.6% (1)	60.6% (103)	170
Enrichment Center is helpful for my child.	14.7% (25)	20.6% (35)	1.2% (2)	0.6% (1)	62.9% (107)	170
Special Education Center makes a positive impact on my child.	11.2% (19)	12.4% (21)	0.0% (0)	0.6% (1)	75.9% (129)	170
	<i>answered question</i>					170
	<i>skipped question</i>					18





17. Please share your view of your child's overall educational experience at RCS or use the space below to add additional comments.		Response Count
		74
	<i>answered question</i>	74
	<i>skipped question</i>	114

18. The RCS community is a valuable resource and support to my family.			
		Response Percent	Response Count
I strongly agree		39.1%	66
I agree		42.0%	71
I neither agree or disagree		14.8%	25
I disagree		4.1%	7
I strongly disagree		0.0%	0
	<i>answered question</i>		169
	<i>skipped question</i>		19

19. RCS enfolds new families well.			Response Percent	Response Count
I strongly agree			29.6%	50
I agree			42.6%	72
I neither agree or disagree			19.5%	33
I disagree			7.7%	13
I strongly disagree			0.6%	1
			answered question	169
			skipped question	19

20. I would recommend RCS to friends and families with potential students?			Response Percent	Response Count
I definitely would			81.1%	137
I probably would			14.2%	24
I'm not sure			3.0%	5
I probably wouldn't			1.2%	2
I definitely wouldn't			0.6%	1
			(Optional) Please share why.	53
			answered question	169
			skipped question	19

21. RCS has an excellent reputation in the community.			Response Percent	Response Count
I strongly agree			48.2%	81
I agree			44.0%	74
I neither agree or disagree			7.1%	12
I disagree			0.6%	1
I strongly disagree			0.0%	0
			answered question	168
			skipped question	20

22. My family attends church...			Response Percent	Response Count
1-2 times per week.			78.3%	130
1-2 times per month.			18.7%	31
Only for special occasions/holidays.			1.8%	3
We don't currently attend.			1.2%	2
			answered question	166
			skipped question	22

23. Please suggest ways you would like to see RCS better partner with your church or use the space below for additional comments.		Response Count
		36
		answered question
		36
		skipped question
		152






24. The following are adequate for their intended use and purposes.

	I strongly agree	I agree	I Neither agree or disagree	I disagree	I strongly disagree	Response Count
Hot lunch program	31.1% (52)	51.5% (86)	11.4% (19)	5.4% (9)	0.6% (1)	167
School facilities	35.3% (59)	59.9% (100)	4.2% (7)	0.6% (1)	0.0% (0)	167
Playground space and equipment	31.7% (53)	59.9% (100)	4.8% (8)	3.0% (5)	0.6% (1)	167
	answered question					167
	skipped question					21

25. Please rank the items from 1 to 6 according to what is the most important communication tool for you. Select 1 for the item that is most important and select 6 for the item that is least important, etc.

	1	2	3	4	5	6	Rating Average	Response Count
Edline (grades 6 - 8 only)	39.2% (47)	16.7% (20)	8.3% (10)	6.7% (8)	4.2% (5)	25.0% (30)	2.95	120
Email/Voicemail correspondence	18.9% (30)	20.8% (33)	20.8% (33)	23.9% (38)	12.6% (20)	3.1% (5)	3.00	159
Home Bulletin	21.1% (34)	35.4% (57)	24.2% (39)	11.8% (19)	4.3% (7)	3.1% (5)	2.52	161
School website	3.1% (5)	6.8% (11)	25.3% (41)	32.7% (53)	21.0% (34)	11.1% (18)	3.95	162
Teacher bulletins (paper handouts)	30.4% (48)	21.5% (34)	17.7% (28)	9.5% (15)	17.1% (27)	3.8% (6)	2.73	158
Teacher homepage	0.6% (1)	5.0% (8)	9.3% (15)	13.0% (21)	35.4% (57)	36.6% (59)	4.88	161
	answered question							167
	skipped question							21



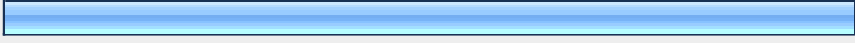
26. To eliminate the need for paper copies, RCS should produce the following home communications exclusively online:				
	I agree	I disagree	I need more information to make a decision	Response Count
The Weekly Home Bulletin	67.1% (112)	22.8% (38)	10.8% (18)	167
Teacher Notices and bulletins	46.7% (78)	39.5% (66)	13.8% (23)	167
	<i>answered question</i>			167
	<i>skipped question</i>			21

27. The current school office hours of 8 AM to 4 PM are convenient.			
		Response Percent	Response Count
I strongly agree		29.9%	50
I agree		58.7%	98
I neither agree or disagree		6.6%	11
I disagree		4.2%	7
I strongly disagree		0.6%	1
	If you disagree, please specify		16
	<i>answered question</i>		167
	<i>skipped question</i>		21




28. How familiar are you with the purpose and function of the following:						
	Extremely familiar	Very familiar	Moderately familiar	Slightly familiar	Not at all familiar	Response Count
RCS Society Meetings	18.6% (31)	18.6% (31)	25.1% (42)	12.6% (21)	25.1% (42)	167
The RCS Board	18.0% (30)	18.6% (31)	31.1% (52)	16.8% (28)	15.6% (26)	167
The Scrip Program	44.3% (74)	40.1% (67)	12.0% (20)	3.6% (6)	0.0% (0)	167
The Financial Aid Process	11.4% (19)	13.2% (22)	16.2% (27)	15.6% (26)	43.7% (73)	167
	<i>answered question</i>					167
	<i>skipped question</i>					21

29. The following are approachable, available, and eager to assist:						
	I strongly agree	I agree	I neither agree or disagree	I disagree	I strongly disagree	Response Count
RCS Administrators	63.5% (106)	29.9% (50)	4.2% (7)	1.8% (3)	0.6% (1)	167
RCS Staff (e.g. front office, business office, scrip, etc.)	70.1% (117)	21.6% (36)	5.4% (9)	2.4% (4)	0.6% (1)	167
RCS Teachers	66.5% (111)	26.9% (45)	4.2% (7)	1.8% (3)	0.6% (1)	167
	<i>answered question</i>					167
	<i>skipped question</i>					21

30. Please comment on the overall service quality of the RCS faculty and staff or use the space below for additional comments.		Response Count
		64
	<i>answered question</i>	64
	<i>skipped question</i>	124

31. Please list three things you like most about RCS.			
		Response Percent	Response Count
1.		100.0%	152
2.		99.3%	151
3.		94.1%	143
	<i>answered question</i>		152
	<i>skipped question</i>		36

32. Please list three things you would like to change at RCS.

		Response Percent	Response Count
1.		98.4%	120
2.		70.5%	86
3.		50.8%	62
		<i>answered question</i>	122
		<i>skipped question</i>	66

33. Please provide any additional comments you deem appropriate and helpful for the RCS Board to evaluate on how to improve and make RCS a premiere Chistian educational institution.

		Response Count
		36
		<i>answered question</i>
		36
		<i>skipped question</i>
		152